

Ready Board

MS-RB21 Small Power Distribution Unit(SPDU)

Brief Introduction

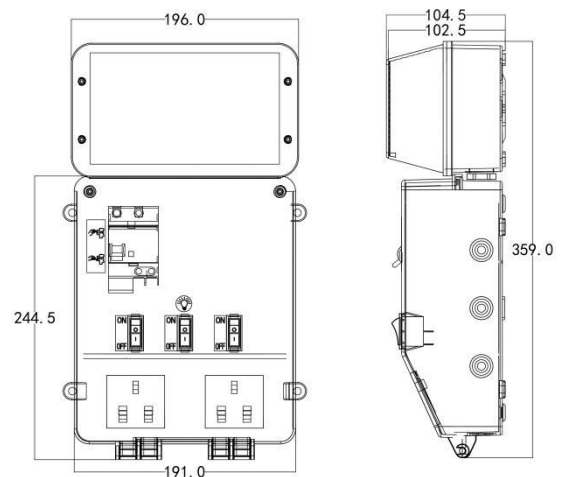
MS-RB21 is a portable, safe, economic and easy to use pre-wired low voltage ready board with 2(Two) sockets, 1(One) lighting lamp and protection area. It has 4(Four) mounting lugs suitable for wall installation and additional knockout for future use. It is suitable for residential (small holding, extension, garages, outbuildings), commercial and industrial purpose.



Specification

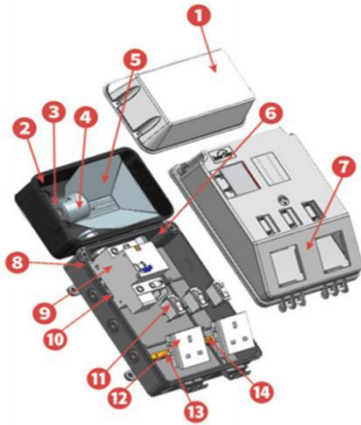
Items	Parameters
Dimension	L359mm*W196mm*102.5mm
Power input	AC 230V
Socket type	British type / Type G
Max. power output	13A
Lamp holder	Screw type E27
RCBO	1pcs 1P+N 32A/10A/5A
Material of Ready Board	Injection Molded Plastic
Type of mounting	Wall mounting with four screws
No. of access points for conduit or earth cable	9 at side
Protection class	Light chamber IP67
Temperature	-30°C to 60°C
Color	Grey

Dimension



Ready Board MS-RB21

Components



- ❶ Lighting chamber cover
- ❷ Lighting chamber base
- ❸ Lamp fixer
- ❹ Ceramic lamp head
- ❺ Reflector
- ❻ Waterproof connector
- ❼ Chamber cover
- ❽ Chamber
- ❾ RCBO
- ❿ Rail
- ⓫ Switch
- ⓬ BS socket
- ⓭ Neutral bar
- ⓮ Earth bar

Installation Accessories

Option installation accessories
(cost will be different based on the accessories)

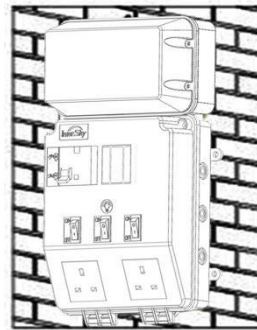


1PCS PG11/M20



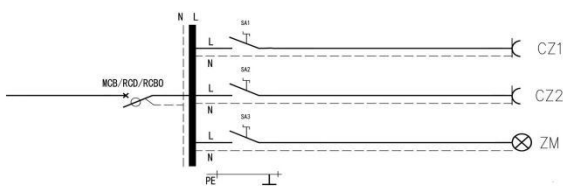
4PCS M8*40mm
Expand plug
4PCS ST5*35mm
Self-tapping screw

Installation Methods



Wall installation

Electrical Diagram



Quantity in Different Containers

Containers	Quantity
20GP	3150
40HQ	7440

Each meter enclosure is packed in a plastic bag, then in a carton, the carton is sealed by tape and tie.